

400/230V - 50Hz (3000 rpm)

HONDA IGX 390 | MECCALTE ET20FS-160


DGH 9 TF R


Portable Residential Range



Ideal for...



 **Weight without wheels:**
92 kg

 **Dimensions without wheels:**
L: 820 mm
W: 560 mm
H: 532 mm

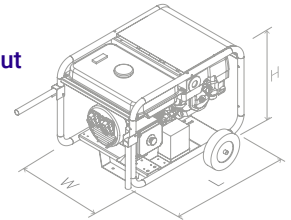


Image for orientation purposes. Transport kit not included in the standard scope of delivery. Dagartech reserves the right to modify the data in this technical sheet without prior notice.



1. General technical data

General technical data	Engine	HONDA IGX 390
	Alternator	MECCALTE ET20FS-160
	Frequency	50Hz
	Voltage	400/230V
	Work regime (rpm)	3000
	Type of regulation	#N/D
	Power factor (cos φ)	0,8
	Tank (l)	15
	Type of start-up	Electric

Power¹ (m.p. cos φ 0,8)	PRP (kVA / kW)	8 / 6,4
--	-----------------------	----------------

¹PRP: Continuous power ("Prime Power") according to ISO8528-1.



The transport kit is an option not included in the standard scope of supply of this equipment.

Directives and Regulations

ENVIRONMENTAL CONDITIONS STANDARD ISO 8528-1:2018: 25°C, 100kPa and 30% relative humidity:

- **Prime Power (PRP):** Data on electrical power available at variable load without limit of hours per year. An overload of 10% is allowed for 1h out of 12. According to ISO 8528-1:2018.
- **Emergency Standby Power (ESP):** Data on electrical capacity available at variable load in case of emergency according to ISO 8528-1:2018.

The DAGARTECH Generator Set has EC labelling which includes the following directives:

- **2006/42/EC. Machine Safety Directive.**
- **EN ISO 8528-13:2016. Part 13: Safety.** Alternating current generator sets powered by reciprocating internal combustion engines.
- **2014/30/EU. Electromagnetic Compatibility Directive.**
- **2000/14/EC. Noise Emissions Directive.** Sound power levels evaluated in accordance with the procedure laid down in the directive.
- **Directive 2011/65/EU** on the restriction of the use of certain hazardous substances in electrical and electronic equipment (RoHS 2).

²This directive does not limit the power of generating sets with a power exceeding 400 kW.

2. Engine specifications

2.1. General technical data of the engine	Make and model		HONDA IGX 390	
	r.p.m.		3000	
	Max. net power -3600 rpm (kW)		88,76,4	
	Continuous power - 3000 rpm (kW)		86,4	
	Type of regulation		#N/D	
	Fuel		Unleaded gasoline	
	No. of cylinders		1 cylinder	
	Cylinder capacity (c.c.)		389	
	Compression ratio		8,2:1	
	Maximum torque (Nm)		26,5 Nm (2500 rpm)	
	Cooling system		Air-cooled	
	Start-up		Electric	
2.2. Fuel	Type of fuel		Unleaded gasoline	
	Tank capacity (l)		15	
2.3. Consumption and autonomy	Consumption (l/h)		Autonomy (h)	
	PRP	ESP	PRP	ESP
	75%	1,6	-	9,3
	100%	2,2	-	6,9
2.4. Lubrication system	Total oil capacity (l)		1,1	
	Oil type		15W40	

- **4-Stroke Gasoline Engine.**
Air cooling.



Emissions compliance
EU Stage V



Do you know the advantages of this engine over the GX series?

Get to know them on page 3 >>


3. Alternator specifications

3.1. General technical data for the alternator	Make and model	MECCALTE ET20FS-160		
	No. of poles	2		
	Insulation class	H		
	Mechanical protection index	IP23		
	Voltage regulator	Brush + AVR		
	Power PRP 40°C (kVA)	11,5		
	No. of phases	3		
	Power factor (cos φ)	0,8		

- **Brush + AVR, 2-pole alternator.** No maintenance required.
- **Winding protection** by impregnation with tropicalised epoxy resin.

Standard regulations that the alternator meets:

Directives: 2006/42, 2006/95, 2004/108 and amendments thereto. Complies with: EN 60034-1, CEI 2-3, IEC34-1, VDE 0530, BS 4999-5000, N.F. 51,111.

 Our Residential range is equipped with Honda iGX engines, specially designed for automatic generators

They have an electronic control unit with STR engine regulation, which stabilizes the frequency by $\pm 1\%$ at constant load, monitors and controls engine speed, ignition time and oil level.

It also incorporates warning and automatic shutdown due to oil level and automatic handle decompression system, as well as automatic choke that ensures remote starts.

 Do you know the advantages of this engine over the GX series?



STR[®] GOVERNOR

WITH ELECTRONIC REGULATION



LESS NOISE AND VIBRATIONS

Noise level reduction up to -4dB(A)*



LOWER FUEL CONSUMPTION

Fuel savings of 10%-15%*

* Comparison made with similar model of the GX - Honda series.

Y además...

The iGX series includes **automatic throttle control** that makes it easy to use the engine and prevents power and frequency losses.

Consequently, engine vibrations are minimized, resulting in longer genset life.







Do you have doubts about the performance of this new engine? Do you need advice?

Get in contact with us.
We solve all your doubts.

Email us
info@dagartech.com

Call us
+34 976 141 655

5. Standard scope of supply for the Residential range

		
① What do you need?		② Network failure
<p>You are looking for an automatic petrol generator, which can be started remotely (in the presence of volt-free signals - programming of its operation for a specific period of time or under specific conditions).</p>		<p>You're looking for an automatic gasoline generator, which will launch in the event of a power failure.</p>
STANDARD SCOPE OF DELIVERY		
Electric starter engine HONDA IGX 390	✓	✓
Alternator MECCALTE ET20FS-160 - Brush + AVR	✓	✓
Battery and battery charger	✓	✓
Compact electro-welded steel frame with anti-vibration dampers	✓	✓
Fuel tank of 15 litres	✓	✓
Hour counter	✓	✓
Supply without engine lubrication oil	✓	✓
Engine oil protection	✓	✓
Fuel stopcock	✓	✓
Alternator thermal protection	✓	✓
Group interconnection panel*	✓	✓
EXTERNAL PANEL		
		
<p>External panel - signal start and stop, equipped with DSE 3110 control module and load transfer contactor.</p>		<p>External panel - power failure, equipped with DSE 6020 MKII control module, power monitor and contactors.</p>

✓ Includes





✗ Not available

■ Optional

* IP65 plastic box (IP64 die-cut).

5. Standard scope of supply for the Residential range

✓ Includes ✕ Not available
■ Optional

			
		①	②
What do you need?		Start and stop signal	Network failure
EXTERNAL BOARD			
Control module			
		External board - signal start and stop, equipped with DSE 3110 control module and load transfer contactor.	External board - power failure, equipped with DSE 6020 MKII control module, power monitor and contactors.
Operating modes			
STOP mode		✓	✓
MANUAL mode		✓	✓
TEST mode		✓	✓
AUTO mode		✓	✓
Module configuration options			
PC		✓	✓
Generator readings			
Generator voltage		✓	✓
Generator current (A)		✕	✓
Generator frequency		✓	✓
Generator load F-N (kW / kVA / kVAR)		✕	✓
Total generator load (kW / kVA / kVAR)		✕	✓
Average generator power factor		✕	✓
Accumulated generator load (kW, kVAh, kWh, kVAh)		✕	✓
Module configuration options			
Network voltages (ph-N)		✕	✓
Network voltages (ph-ph)		✕	✓
Network frequency		✕	✓
Network current (A)		✕	■
Network load ph-N (kW / kVA / kVAR)		✕	■
Total network load (kW / kVA / kVAR)		✕	■


6. Available options

Do you need to include some options in this generator's standard equipment to make it the perfect generator for you? Below are the options available for our Portable Residential range.



KIT 1: Transport

With this kit composed of solid anti-puncture wheels, handles and support, **you will be able to comfortably and easily transport and use it.**

 **Weight with wheels:**
97,5 kg

 **Dimensions with wheels:**
L: 856 mm
W: 696 mm
H: 652 mm

