


# Complit Range NEW

## CGBS 90 ME



⚡ POWER (PRP / ESP):  
**78 / 91 kVA (62 / 73 kW)**

EU0 EU Stage 0    CE Certified

FREQUENCY  
**50Hz**

VOLTAGE  
**400/230V**

⚖️ WEIGHT WITHOUT LIQUIDS AND WITHOUT FUEL (KG):  
**1620kg**

📏 DIMENSIONS (CKC):  
**L: 2668 mm**  
**W: 1156 mm**  
**H: 1677 mm**

Indicativa image. Dagartech reserves the right to modify the specifications in this technical datasheet without prior notice.

## 1. General technical data

### 1.1. Version, dimensions and weight

Version	Insonorizado
<b>Dimensions</b>	<b>CKC</b>
L (mm)	2668
W (mm)	1156
H (mm)	1677
Weight without liquids and without fuel (kg)	1620

### 1.2. Main technical data

<b>Engine</b>	<b>BAUDOUIN 4M10G4D0/S</b>
<b>Alternator</b>	<b>MECCALTE ECP32 2L4 C</b>
Fuel	Diesel
Type of execution	G3
Control panel	DSE 6120 MKIII
Tank (l)	175
Sound level-Lp(A) (dB(A)@1m) <sup>1</sup>	80
Sound level-Lp(A) (dB(A)@7m) <sup>1</sup>	72
Sound power-LW(A) (dB(A))	97

<sup>1</sup>The sound levels may vary depending on the measurement conditions.

Voltage	PRP <sup>2</sup> (KVA/KW)	ESP <sup>2</sup> (KVA/KW)	PRP Amperage (A)	ESP Amperage (A)
400/230V	<b>78 / 62</b>	<b>91 / 73</b>	<b>112,6</b>	<b>131,3</b>

<sup>2</sup>PRP: Continuous power ("Prime Power"). ESP: Emergency Standby Power according to ISO8528-1.

Tolerance of maximum active power (kW) ±5%

### Directives and Regulations

**ENVIRONMENTAL CONDITIONS STANDARD ISO 8528-1:2018: 25°C, 100kPa and 30% relative humidity:**

- **Prime Power (PRP):** Data on electrical power available at variable load without limit of hours per year. An overload of 10% is allowed for 1h out of 12. According to ISO 8528-1:2018.
- **Emergency Standby Power (ESP):** Data on electrical capacity available at variable load in case of emergency according to ISO 8528-1:2018.

**The DAGARTECH Generator bears the CE marking which includes the following directives:**

- **2006/42/EC.** Machine Safety Directive.
- **EN ISO 8528-13:2016.** Part 13: Safety. Alternating current generators powered by reciprocating internal combustion engines.
- **2014/30/EU.** Electromagnetic Compatibility Directive.
- **2000/14/EC.** Noise Emissions Directive. Sound power levels evaluated in accordance with the procedure laid down in the directive.
- **Directive 2011/65/EU** on the restriction of the use of certain hazardous substances in electrical and electronic equipment (RoHS 2).

# Complit Range NEW

## A complete and seamless solution



**CUSTOM  
ENERGY  
SOLUTIONS**

COMPLETE

INTELLIGENT

SILENT

RELIABLE

Sophistication and simplicity come together to create a unique, reliable, and complete energy solution.

Designed to give you exactly what you need in an emergency application.

Our Complit range is a powerful beam of light in the darkness, a burst of stellar energy with no need for extras.

We are **stellar energy**

## 2. Engine specifications

### 2.1. General technical data of the engine

Make and model	<b>BAUDOUIIN 4M10G4D0/S</b>
Emissions	EU Stage 0
r.p.m.	1500
Maximum ESP power (kWm)	82
Power PRP (kWm)	69
Fuel	Diesel
No. of cylinders	4
Cylinder capacity (c.c.)	4087
Compression ratio	17,5:1
Cooling system	Water-cooled
Type of regulation	Electronic
Type of engine/injection/suction	Diesel / direct / Turbocharged

### 2.2. Fuel

Type of fuel	Diesel
Tank capacity	175

### 2.3. Consumption and autonomy

	Consumption (l/h)		Autonomy (h)	
	PRP	ESP	PRP	ESP
<b>50%</b>	9,1	-	19,2	-
<b>75%</b>	13,5	-	13	-
<b>100%</b>	18,8	21,3	9,3	8,2

### 2.4. Cooling system

Fan flow (m <sup>3</sup> /min)	146
Radiator back pressure (Pa)	50
Fan power consumption (kW)	1,5
Total refrigerant capacity (l)	8,5

### 2.5. Lubrication system

Oil capacity (l)	13
Oil consumption (%)	≤ 0,1

### 2.6. Intake system

Combustion air intake flow (m <sup>3</sup> /min)	4,8
--	-----

400/230V · 50Hz (1500 rpm)

BAUDOUIN 4M10G4D0/S | MECCALTE ECP32 2L4 C

<b>2.7.</b> <b>Starter system</b>	No. of batteries	1
	Battery characteristics	12V 60Ah
	Start-up voltage (V)	12V

<b>2.8.</b> <b>Exhaust system</b>	Exhaust gas flow (m <sup>3</sup> /min)	15,7 [PRP]	17,3 [ESP]
	Exhaust gas temperature (°C)	700 [PRP]	700 [ESP]
	Exhaust outside diameter (mm)	4" (Ø 102)	
	Exhaust attenuation level (dB(A))	-30	
	Max. exhaust back pressure (mBar)	50	

Radiator level sensor not available for Baudouin 4M06 series engines.

### 3. Alternator specifications

<b>3.1.</b> <b>General technical data of the alternator</b>	Make and model	<b>MECCALTE ECP32 2L4 C</b>		
	No. of poles	4		
	Insulation class	H		
	No. of threads	12		
	Mechanical protection index	IP23		
	Voltage Regulator (AVR)	M2K		
	Voltage regulation	±1%		
	ESP power 27°C (kVA)	91		
	Power PRP 40°C (kVA)	82,5		
	No. of phases	3		
Power factor (cos φ)	0,8			

Performance η (%)			
50%	75%	100%	110%
92,1%	91,2%	90,0%	89,5%

**i** Standard regulations that the alternator meets:

CEI 2-3 | IEC 34-1 | EN 60034-1 | VDE 0530 | BS 4999-5000 | CAN/CSA-C22.2-No 100-95.

**Low wave distortion: THD (100% load) = 2% | THF < 2%**

Complies with: EN61000-6-3, EN61000-6-2 regarding radio interference.

400/230V - 50Hz (1500 rpm)

BAUDOUIIN 4M10G4D0/S | MECCALTE ECP32 2L4 C

## 4. Bench Specifications

- Unit mounted on **electro-welded high-resistance steel bench**, painted with epoxy-polyester powder paint. **Includes retention bath.**
- Connection of the assembly to the bench by means of **anti-vibration dampers**.
- **Fuel tank located on the bench itself.** The engine is equipped with a measuring gauge and fuel system.
- **Tested in a salt spray chamber according to ASTM B-117-09, resistance 500h.**

## 5. Soundproof Canopy Specifications

- **Electro-welded canopy made of high resistance galvanized steel** painted with electrostatic epoxy-polyester powder
- Interior soundproofing by means of a **lining with soundproofing material**.
- **Attenuation silencer -30dB(A)** for the evacuation of gases to the outside with protective cover.
- **Tested in a salt spray chamber according to ASTM B-117-09, resistance 720H. IP44 mechanical protection degree.**

**THE CANOPIES OF THE COMPLIT RANGE ARE MADE OF HIGH-RESISTANCE GALVANIZED STEEL AND ARE ELECTRO-WELDED AND PAINTED WITH ELECTROSTATIC EPOXY-POLYESTER POWDER PAINT.**



In addition, they are equipped with a **coating with noise-insulating material** (NBR / PVC). We also incorporated a **silencer attenuation device for the evacuation of gases to the outside**, featuring a rain cap.

*Our canopies are tested in a salt spray chamber according to standard **ASTM B-117-09** (resistance 720H. **IP44 mechanical protection** grade).*

## 6. Control panel

### 6.1. Main elements of the control panel

- Protection panel, distribution with **automatic control module** which allows you to work in manual, automatic or signal mode.
- **Push button for emergency stop.**
- **Battery charger**, designed to be permanently connected to the battery and maintain 100% of the charge. The charger switches to float mode when charging is complete:

Model	12V, 6A
-------	---------


#### Protections:

- **4-pole magnetothermic protection** against overloads and short circuits.
- **Protection fuses** for the control set.

### 6.2. Circuit breaker

Model	125A 4P
-------	---------

### 6.3. Control module



<ol style="list-style-type: none"> <li>1. Transfer to the generator (manual mode)</li> <li>2. Start engine (manual mode)</li> <li>3. Silence alarm</li> <li>4. Automatic mode</li> <li>5. Test mode</li> </ol>	<ol style="list-style-type: none"> <li>6. Manual mode</li> <li>7. Genset stop</li> <li>8. MAIN NETWORK transfer (manual mode)</li> <li>9. Navigation keyboard</li> <li>10. Main status and instrument display</li> </ol>
--	--

Model	DSE 6120 MKIII
-------	----------------

DEEP SEA, DSE 6020 MKII control board automatically switches the genset on when an outage is detected in the electrical grid and automatically switches off when the supply of electricity is restored.

It can also operate in manual and signal mode. Makes it possible to monitor a large number of engine parameters and to display information, status and alarm alerts.

The module includes USB communication ports, 4 configurable digital inputs, 3 analogue inputs, 6 configurable outputs, emergency button, 8-35 V battery charger.

Equipped with a 132x64 pixels LCD illuminated display with 4 lines of text, 5 menu navigation keys, programmable clocks and alarms, parameter reading and display with RMS values.

The entire module can be easily set up from a PC using the specific DSE settings software.

Different operating modes: AUTOMATIC mode, MANUAL mode, SIGNAL mode and TEST mode.

Other alternative settings available on request extending the options available as part of the work system.

#### **i** Environmental Tests that the module passes:

BS EN 61000-6-2 (electromagnetic compatibility) | BS EN 61000-6-4 (electromagnetic compatibility) | BS EN 60950 (electrical safety) | BS EN 61000-6-2 (temperature) | BS EN 60068-2-6 (vibrations) | BS EN 60068-2-27 (shock)

400/230V - 50Hz (1500 rpm)

BAUDOUIN 4M10G4D0/S | MECCALTE ECP32 2L4 C

### 6.3. Control module


**Standard** ✓

*Model*
**DSE 6120 MKIII**

#### Operating modes

STOP mode	✓
MANUAL mode	✓
TEST mode	✓
AUTO mode	✓

#### Module configuration options

PC	✓
----	---

#### Generator readings

Generator voltage (F-F)	✓
Generator voltage (F-N)	✓
Generator current (A)	✓
Generator frequency	✓
Generator load F-N (kW / kVA / kVAr)	✓
Total generator load (kW / kVA / kVAr)	✓
Average generator power factor	✓
Accumulated generator load (kW, kVAh, kWh, kVAh)	✓

#### Network readings

Network voltages (ph-N)	✓
Network voltages (ph-ph)	✓
Grid frequency	✓
Network current (A)	□
Network load ph-N (kW / kVA / kVAr)	□
Total network load (kW / kVA / kVAr)	□

#### Engine readings

Coolant temperature	✓
Oil pressure	✓
Engine fuel level	✓
Engine battery volts	✓
Engine speed	✓
Engine run time	✓

#### Caption

- ✓ Included      □ Optional
- ✗ Not available      ⓘ Consult

Readings available at control module level.

**Confirm the availability of these readings for this generator and engine.**

400/230V - 50Hz (1500 rpm)

BAUDOUIN 4M10G4D0/S | MECCALTE ECP32 2L4 C

### 6.3. Control module


**Standard** ✓

*Model*
**DSE 6120 MKIII**

#### Engine protections

High water temperature	✓
Low oil pressure	✓
Low water level	✓
Fuel reserve by sensor	✓
Second fuel tank control	✓
Shutdown failure	✓
Battery voltage failure	✓
Battery charge alternator failure	✓
Overspeed	✓
Underfrequency	✓
Failure to start	✓
Emergency stop	✓
Maintenance notice	✓
Maintenance Alert	✓
Low load operation warning	◻

#### Alternator protections

High frequency	✓
Low frequency	✓
High voltage	✓
Low voltage	✓
Short circuit	✓
Asymmetry between phases	◻
Incorrect phase sequence	✗
Reverse power	✗
Breaker Trip 4 poles	◻
Overpressure alarm	✓

#### Counters

Hour meter	✓
Kilowatt meter	✓
Starter counter	✓

#### Caption

- ✓ Included      ◻ Optional
- ✗ Not available      ⓘ Consult

Readings available at control module level.

**Confirm the availability of these readings for this generator and engine.**

V:1-2026. Last update: 09/06/2026. Indicative technical drawing and indicative images. Dagartech reserves the right to modify the data in this technical sheet without prior notice.

### 6.3. Control module


**Standard** ✓

*Model* **DSE 6120 MKIII**

#### Communications

RS232	✗
RS485	✗
USB communication port	✓
Modbus IP	☑ DSE 855/890/891
Modbus RS 485	☑ DSE 855/890/891
PC Software (Mimic)	✓
GSM/GRPS MODEM	☑ DSE 890
Remote display < 1km	✗
Remote monitoring	☑ DSE 855/890
Input expansion	☑ DSE 2130 8 inputs
Input expansion (Thermocouple)	☑ DSE 2133
Output expansion	☑ DSE 2152/2157 8 inputs
Status LED expansion	☑ DSE 2548
SNMP protocol	☑ DSE 892

#### Services

Configurable alarm history	250
External start	✓
Start-up inhibition	☑
Network Failure Start	✓
Activation of group counter	✓
Activation of grid and group counter	✓
Control of fuel transfer	✓
Motor temperature control	✓
Forced group operation	✓
Free programmable alarms	✓
Group start function in test mode	✓
Free programmable outputs	✓
Multilingual	✓

#### Special applications

GPS localisation	☑ DSE 890
Calendar scheduler	✓
DSE configuration suite via PC	✓
Front panel module configuration with PIN	✓
Alternative work	✗
Programmable PLC	✓
Power save mode	✓
Alternative configurations	✓
Dummy load control / load shedding	✗

#### Caption

- ✓ Included      ☑ Optional
- ✗ Not available      ⓘ Consult

Readings available at control module level.

Confirm the availability of these readings for this generator and engine.

## 7. Detailed supply scope

### Engine

**BAUDOUIN 4M10G4D0/S, EU STAGE 0, 1500 RPM, WATER-COOLED, WITH ELECTRONIC REGULATION ENGINE.**

- 4-cylinder inline Diesel engine, 4-stroke with Electronic fuel regulation by means of a fuel pump, original from the manufacturer.
- direct injection and Turbocharged suction system. Original manufacturer's particle separator filter.
- Residential exhaust silencer of -30 dB(A).
- Refrigeration through cooling liquid, fully distributed in the closed circuit run by an engine driven pump, tropicalised radiator, original from the engine manufacturer.
- Crankshaft-driven pump lubrication system. The filter is a full-flow insert cartridge, front housing, original from the engine manufacturer.
- Air intake system for turbo-fed combustion with two-stage filter, original from the engine manufacturer.
- Electric motor starting system, battery (no maintenance) with disconnecter and load alternator driven by the 12V starter, original elements from the engine manufacturer.
- Protection from hot and moving parts.

### Alternator

**MECCALTE ECP32 2L4 C ALTERNATOR OF 12 WIRES AND 4 POLES, BRUSHLESS AND WITH ELECTRONIC VOLTAGE REGULATION TYPE AVR (M2K).**

- With IP23 protection class and H insulation class.
- Brushless 4-pole alternator. Robust mechanical structure with easy access to connections and components. H insulation class, coil pitch 2/3 and self-excited AVR. IP23 protection degree.
- Protection with premium epoxy resins. High voltage parts are impregnated under vacuum, which always means very good insulation.

**Do you have any queries about the supply?**  
Get in touch with us.



400/230V - 50Hz (1500 rpm)

BAUDOUIIN 4M10G4D0/S | MECCALTE ECP32 2L4 C

## Bench

- Bench made of high-strength electro-welded steel.
- Painted with electrostatic epoxy-polyester powder paint.
- Anti-vibration dampers from the engine block to the bedplate.
- Fuel tank included on the bedplate itself. Equipped with cleaning record to facilitate maintenance work. Includes retention bath.
- With measuring gauge and installation of fuel to the engine.
- Liquid drainage connection to the outside.
- **Bench tested in a salt spray chamber according to ASTM B-117-09 (500h resistance).**

## Soundproofed canopy

- Electro-welded canopy of high resistance galvanized steel.
- Painted with electrostatic epoxy-polyester powder paint.
- Interior soundproofing by means of coating with noise-insulating material (NBR / PVC).
- With IP44 mechanical protection level.
- **Canopy tested in salt spray chamber according to ASTM B-117-09 (resistance 720h).**

## Control panel

- **DeepSea Electronics automatic control module, DSE 6120 MKIII which allows you to work in manual, automatic or signal mode.**
  - It offers multiple event logging and is fully configurable through DeepSea Electronics' free-access specific configuration software.
  - Three-phase network and group detection with measurement for configurations upon network failure.
- **12V, 6A battery charger.**
- **Protections:**
  - 4-pole magnetothermic protection against overloads and short circuits.
  - Protection fuses for the control set.

## 7. Detailed supply scope

### Other equipment

- Engine heater.
- Mechanised fuel nozzle outside with key.
- Prepared for maintenance intervals every 500 hours\*.
- Push button for emergency stop.
- Reinforced pole.
- Thermal sleeves.
- Readings and Alarm Kit:
  - Radiator level alarm sensor.
  - Temperature alarm sensor.
  - Oil pressure alarm sensor.
  - Oil pressure reading sensor.
  - Temperature reading sensor.

Radiator level sensor not available for Baudouin 4M06 series engines.

## 8. Available options

**Opt 1: Engine preheating glow plugs.**

---

**Opt 2: High-performance fuel filter – PARKER FG 500.**

---

**Opt 3: Manual oil drain pump.**

---

**Opt 4: Automatic fuel filling system.**


Available from 90 kVA of power (CKC platform).

---

**Opt 5: Spring isolators.**

---

**Opt 6: DSE 890 MKII DSEWebNet® / IoT Gateway Module - 4G (GSM/Ethernet).**

 Check the availability of other communication modules.

---

**Opt 7: DSE 2157 DSENet® Output Expansion Module (8).**

---

**Opt 8: Earth Leaking Protection.**

\* Confirm the scope of supply according to the model. Maintenance intervals may vary. Please refer to the engine manufacturer's recommendations.





**DAGARTECH®**

CUSTOM ENERGY SOLUTIONS

---

[info@dagartech.com](mailto:info@dagartech.com)

T +34 976 141 655

---



**BESPOKE  
ENERGY  
SOLUTIONS**

[dagartech.com](http://dagartech.com)