

High Power Range

⚡ POWER (PRP / ESP):
847 / 909 kVA (678 / 727 kW)

EU0 EMISSIONS LEVEL:
EU Stage 0

📡 FREQUENCY
50Hz

⚡ VOLTAGE
400/230V

CE CERTIFIED



DGBS 900 ST

1. General technical data

1.1. Version, dimensions and weight

Version	Soundproofed
Dimensions	GGK
L (mm)	5100
W (mm)	1916
H (mm)	2380
Weight with liquids and without fuel (kg)	8000

1.2. Main technical data

Engine	BAUDOUIIN 6M31G900/5
Alternator	STAMFORD S6L1D-D
Fuel	Diesel
Type of execution	G3
Control panel	DSE 7320 MKII
Tank (l)	995
Sound level-Lp(A) (dB(A)@1m) ¹	78
Sound level-Lp(A) (dB(A)@7m) ¹	78
Sound power-LW(A) (dB(A))	107

¹The sound levels may vary depending on the measurement conditions.

Voltage	PRP ² (KVA/KW)	ESP ² (KVA/KW)	PRP Amperage (A)	ESP Amperage (A)
400/230V	847 / 678	909 / 727	1222,5	1312,5

¹PRP: Continuous power ("Prime Power"). ESP: Emergency Standby Power according to ISO8528-1.

Tolerance of maximum active power (kW) ±5%

Directives and Regulations

ENVIRONMENTAL CONDITIONS STANDARD ISO 8528-1:2018: 25°C, 100kPa and 30% relative humidity:

- **Prime Power (PRP):** Data on electrical power available at variable load without limit of hours per year. An overload of 10% is allowed for 1h out of 12. According to ISO 8528-1:2018.
- **Emergency Standby Power (ESP):** Data on electrical capacity available at variable load in case of emergency according to ISO 8528-1:2018.

The DAGARTECH Generator bears the CE marking which includes the following directives:

- **2006/42/EC.** Machine Safety Directive.
- **EN ISO 8528-13:2016.** Part 13: Safety. Alternating current generators powered by reciprocating internal combustion engines.
- **2014/30/EU.** Electromagnetic Compatibility Directive.
- **2000/14/EC.** Noise Emissions Directive. Sound power levels evaluated in accordance with the procedure laid down in the directive.
- **Directive 2011/65/EU** on the restriction of the use of certain hazardous substances in electrical and electronic equipment (RoHS 2).

* Confirm the height of the unit. This measurement may vary depending on the height of the radiator.

2. Engine specifications

2.1. General technical data of the engine

Make and model	BAUDOUIN 6M31G900/5
Emissions	EU Stage 0
r.p.m.	1500
Maximum ESP power (kWm)	783
Power PRP (kWm)	713
Fuel	Diesel
No. of cylinders	6
Cylinder capacity (c.c.)	18500
Compression ratio	14:1
Cooling system	Water-cooled
Type of regulation	Electronic
Type of engine/injection/suction	Diesel / direct / Turbocharged
Number of exhaust outlets	1
Number of exhaust silencers	1

2.2. Fuel

Type of fuel	Diesel
Tank capacity	995

2.3. Consumption and autonomy

	Consumption (l/h)		Autonomy (h)	
	PRP	ESP	PRP	ESP
50%	82	-	12,1	-
75%	122	-	8,2	-
100%	170	190	5,9	5,2

2.4. Cooling system

Fan flow (m ³ /min)	790
Radiator back pressure (Pa)	100
Fan power consumption (kW)	17
Total refrigerant capacity (l)	90

2.5. Lubrication system

Oil capacity (l)	60
Oil consumption (0)	N/A

2.6. Intake system

Combustion air intake flow (m ³ /min)	47
--	----

400/230V - 50Hz (1500 rpm)

BAUDOUIN 6M31G900/5 | STAMFORD S6L1D-D

2.7.
Starter system

No. of batteries	2
Battery characteristics	12V 44Ah
Start-up voltage (V)	24V

2.8.
Exhaust system


Exhaust gas flow (m ³ /min)	157,8 [PRP]	171,4 [ESP]
Exhaust gas temperature (°C)	830 [PRP]	830 [ESP]
Exhaust outside diameter (mm)	6" (Ø 152,4)	
Exhaust attenuation level (dB(A))	-35	
Max. exhaust back pressure (mBar)	100	

3. Alternator specifications

3.1.
General technical data of the alternator

Make and model	STAMFORD S6L1D-D		
No. of poles	4		
Insulation class	H		
No. of threads	12		
Mechanical protection index	IP23		
Voltage Regulator (AVR)	MX321+PMG		
Voltage regulation	±1%		
ESP power 27°C (kVA)	1010		
Power PRP 40°C (kVA)	940		
No. of phases	3		
Power factor (cos φ)	0,8		

Performance η (%)			
50%	75%	100%	110%
94,9%	95,3%	95,0%	94,8%


Standard regulations that the alternator meets:

AS 1359 | IEC 34-11 | BS EN 60034-1 | VDE 0530 | BS 5000 | CAN/CSA-C22.2-100 | NEMA MG1-32

Low wave distortion: THD (100% load) = 2% | THF < 2%

Complies with: EN61000-6-3, EN61000-6-2 regarding radio interference.

400/230V - 50Hz (1500 rpm)

BAUDOUIN 6M31G900/5 | STAMFORD S6L1D-D

4. Bench Specifications

- Unit mounted on **electro-welded high-resistance steel bench**, painted with epoxy-polyester powder paint. Equipped with **retention bath**.
- Connection of the assembly to the bench by means of **anti-vibration dampers**.
- **Fuel tank located on the bench itself**. The engine is equipped with a measuring gauge and fuel system.
- **Without fuel tank** on models equipped with a Baudouin engine from 1250 kVA onwards and on models equipped with a Cummins engine from 1400 kVA onwards.
* CHECK AVAILABLE INTEGRATED TANK OPTIONS DEPENDING ON THE MODEL.
- **Tested in a salt spray chamber according to ASTM B-117-09, resistance 500h.**

5. Soundproof Canopy Specifications



The canopy is part of the scope of supply of the soundproof generator sets. Open generators do not include a canopy.

- **Electro-welded canopy made of high resistance galvanized steel** painted with electrostatic epoxy-polyester powder
- Interior soundproofing by means of a **lining with soundproofing material**.
- **Efficient attenuation silencer -35dB(A)** for the evacuation of gases to the outside with protective cover.
- **Tested in a salt spray chamber according to ASTM B-117-09, resistance 720H. IP44 mechanical protection degree.**

THE CANOPIES OF THE HIGH POWER RANGE ARE MADE OF HIGH-RESISTANCE GALVANIZED STEEL AND ARE ELECTRO-WELDED AND PAINTED WITH ELECTROSTATIC EPOXY-POLYESTER POWDER PAINT.



In addition, they are equipped with a **rigid panel** made of glass wool with an outer textile covering. We also incorporated an efficient **silencer attenuation device for the evacuation of gases to the outside**, featuring a rain cap.

*Our canopies are tested in a salt spray chamber according to standard **ASTM B-117-09** (resistance 720H. **IP44 mechanical protection** grade).*

6. Control panel

6.1. Main elements of the control panel

- Protection panel, distribution with **automatic control module** which allows you to work in manual, automatic or signal mode.
- **Push button** for **emergency stop**.
- **Deep Sea Electronics battery charger**, designed to be permanently connected to the battery and maintain 100% of the charge. The charger switches to float mode when charging is complete:

Model	DSE BC2405 24V, 5A
-------	--------------------

Protections:

- **4-pole magnetothermic protection** against overloads and short circuits.
- **Protection fuses** for the control set.

6.2. Circuit breaker

Model	Schneider ComPact 1250A 4P
-------	----------------------------

6.3. Control module

Model	DSE 7320 MKII
-------	---------------

DEEP SEA, DSE 6020 MKII control board automatically switches the genset on when an outage is detected in the electrical grid and automatically switches off when the supply of electricity is restored.

It can also operate in manual and signal mode. Makes it possible to monitor a large number of engine parameters and to display information, status and alarm alerts.

The module includes USB communication ports, 4 configurable digital inputs, 3 analogue inputs, 6 configurable outputs, emergency button, 8-35 V battery charger.

Equipped with a 132x64 pixels LCD illuminated display with 4 lines of text, 5 menu navigation keys, programmable clocks and alarms, parameter reading and display with RMS values.

The entire module can be easily set up from a PC using the specific DSE settings software.

Different operating modes: AUTOMATIC mode, MANUAL mode, SIGNAL mode and TEST mode.

Other alternative settings available on request extending the options available as part of the work system.

Environmental Tests that the module passes:

BS EN 61000-6-2 (electromagnetic compatibility) | BS EN 61000-6-4 (electromagnetic compatibility) | BS EN 60950 (electrical safety) | BS EN 61000-6-2 (temperature) | BS EN 60068-2-6 (vibrations) | BS EN 60068-2-27 (shock)

400/230V - 50Hz (1500 rpm)

BAUDOUIIN 6M33G750/5 | MECCALTE ECO40 VL4 B

6.3. Control module


Standard ✓

Model DSE 7320 MKII

Operating modes

STOP mode	✓
MANUAL mode	✓
TEST mode	✓
AUTO mode	✓

Module configuration options

PC	✓
----	---

Generator readings

Generator voltage (F-F)	✓
Generator voltage (F-N)	✓
Generator current (A)	✓
Generator frequency	✓
Generator load F-N (kW / kVA / kVAr)	✓
Total generator load (kW / kVA / kVAr)	✓
Average generator power factor	✓
Accumulated generator load (kW, kVAh, kWh, kVAh)	✓

Network readings

Network voltages (ph-N)	✓
Network voltages (ph-ph)	✓
Grid frequency	✓
Network current (A)	□
Network load ph-N (kW / kVA / kVAr)	□
Total network load (kW / kVA / kVAr)	□

Engine readings

Coolant temperature	✓
Oil pressure	✓
Engine fuel level	✓
Engine battery volts	✓
Engine speed	✓
Engine run time	✓

Caption

- ✓ Included □ Optional
- ✗ Not available ⓘ Consult

Readings available at control module level.

Confirm the availability of these readings for this generator and engine.

Ask us for further readings in generating sets equipped with electronically managed engines and DSE 7320MKII control module.


DO YOU WANT A SUPERIOR PERFORMANCE CONTROL MODULE?

Contact us and tell us what you need.

400/230V - 50Hz (1500 rpm)

BAUDOUIN 6M31G900/5 | STAMFORD S6L1D-D

6.3. Control module


Standard ✓

Model
DSE 7320 MKII

Engine protections

High water temperature	✓
Low oil pressure	✓
Low water level	✓
Fuel reserve by sensor	✓
Second fuel tank control	✓
Shutdown failure	✓
Battery voltage failure	✓
Battery charge alternator failure	✓
Overspeed	✓
Underfrequency	✓
Failure to start	✓
Emergency stop	✓
Maintenance notice	✓
Maintenance Alert	✓

Alternator protections

High frequency	✓
Low frequency	✓
High voltage	✓
Low voltage	✓
Short circuit	✓
Asymmetry between phases	□
Incorrect phase sequence	✓
Reverse power	✓
Breaker Trip 4 poles	□
Overpressure alarm	✓

Counters

Hour meter	✓
Kilowatt meter	✓
Starter counter	✓

Caption

- ✓ Included □ Optional
- ✗ Not available ⓘ Consult

Readings available at control module level.

Confirm the availability of these readings for this generator and engine.

Ask us for further readings in generating sets equipped with electronically managed engines and DSE 7320MKII control module.


DO YOU WANT A SUPERIOR PERFORMANCE CONTROL MODULE?

Contact us and tell us what you need.

6.3. Control module














Standard 

Model **DSE 7320 MKII**









Communications

RS232	
RS485	
USB communication port	
Modbus IP	<input type="checkbox"/> DSE 855/890/891
Modbus RS 485	
PC Software (Mimic)	
GSM/GRPS MODEM	<input type="checkbox"/> DSE 890
Remote display < 1km	<input type="checkbox"/> DSE 2520
Remote monitoring	<input type="checkbox"/> DSE 855/890
Input expansion	<input type="checkbox"/> DSE 2130 8 inputs
Output expansion	<input type="checkbox"/> DSE 2157 8 inputs
SNMP protocol	<input type="checkbox"/> DSE 892




Services

Configurable alarm history	250
External start	
Start-up inhibition	<input type="checkbox"/>
Network Failure Start	
Activation of group counter	
Activation of grid and group counter	
Control of fuel transfer	
Motor temperature control	
Forced group operation	
Free programmable alarms	
Group start function in test mode	
Free programmable outputs	
Multilingual	

Special applications

GPS localisation	<input type="checkbox"/> DSE 890
Calendar scheduler	
DSE configuration suite via PC	
Front panel module configuration with PIN	
Alternative work	
Programmable PLC	
Power save mode	
Alternative configurations	
Dummy load control / load shedding	 5 Stage dummy load

Caption

-  Included
- Optional
-  Not available
-  Consult

Readings available at control module level.

Confirm the availability of these readings for this generator and engine.

Ask us for further readings in generating sets equipped with electronically managed engines and DSE 7320MKII control module.



DO YOU WANT A SUPERIOR PERFORMANCE CONTROL MODULE?

Contact us and tell us what you need.

400/230V - 50Hz (1500 rpm)

BAUDOUIN 6M31G900/5 | STAMFORD S6L1D-D

7. Detailed supply scope

Engine

BAUDOUIN 6M31G900/5, EU STAGE 0, 1500 RPM, WATER-COOLED, ELECTRONICALLY CONTROLLED ENGINE.

- 6-cylinder inline Diesel engine, 4-stroke with Electronic fuel regulation by means of a fuel pump, original from the manufacturer.
- Equipped with direct injection and Turbocharged suction system. Original manufacturer's particle separator filter.
- Efficient high-attenuation exhaust silencer of -35 dB(A).
- Refrigeration through cooling liquid, fully distributed in the closed circuit run by an engine driven pump, tropicalised radiator, original from the engine manufacturer.
- Crankshaft-driven pump lubrication system. The filter is a full-flow insert cartridge, front housing, original from the engine manufacturer.
- Air intake system for turbo-fed combustion with two-stage filter, original from the engine manufacturer.
- Electric motor starting system, battery (no maintenance) with disconnecter and load alternator driven by the 24V starter, original elements from the engine manufacturer.
- Protection from hot and moving parts.

Alternator

STAMFORD S6L1D-D ALTERNATOR OF 12 WIRES AND 4 POLES, BRUSHLESS AND WITH ELECTRONIC VOLTAGE REGULATION TYPE AVR (MX321+PMG).

- With IP23 protection class and H insulation class.
- Brushless 4-pole alternator. Robust mechanical structure with easy access to connections and components. H insulation class, coil pitch 2/3 and self-excited AVR. IP23 protection degree.
- Protection with premium epoxy resins. High voltage parts are impregnated under vacuum, which always means very good insulation.

Do you have any queries about the supply?

Get in touch with us.



400/230V - 50Hz (1500 rpm)

BAUDOUIIN 6M31G900/5 | STAMFORD S6L1D-D

Bench

- Bench made of high-strength electro-welded steel. Equipped with retention bath.
- Painted with electrostatic epoxy-polyester powder paint.
- Anti-vibration dampers from the engine block to the bedplate.
- Fuel tank included on the bench itself. Equipped with cleaning record to facilitate maintenance work.
- Without a fuel tank on models equipped with a Baudouin engine from 1250 kVA onwards and on models equipped with a Cummins engine from 1400 kVA onwards.
* CHECK AVAILABLE INTEGRATED TANK OPTIONS DEPENDING ON THE MODEL.
- With measuring gauge and installation of fuel to the engine.
- Liquid drainage connection to the outside.
- **Bench tested in a salt spray chamber according to ASTM B-117-09 (500h resistance).**

Soundproofed canopy

- Electro-welded canopy of high resistance galvanized steel.
- Painted with electrostatic epoxy-polyester powder paint.
- Interior soundproofing by means of a rigid panel made of glass wool with an exterior textile covering.
- With IP44 mechanical protection level.
- **Canopy tested in salt spray chamber according to ASTM B-117-09 (resistance 720h).**

Control panel

- **DeepSea Electronics automatic control module, DSE 7320 MKII which allows you to work in manual, automatic or signal mode.**
 - It offers multiple event logging and is fully configurable through DeepSea Electronics' free-access specific configuration software.
 - Three-phase network and group detection with measurement for configurations upon network failure.
- **DSE BC2405 24V, 5A DeepSea Electronics battery charger.**
 - Designed to be permanently connected to the battery and maintain 100% of the charge. The charger switches to float mode when charging is complete.
- **Protections:**
 - 4-pole magnetothermic protection against overloads and short circuits.
 - Protection fuses for the control set.

7. Detailed supply scope

Other equipment

- Mechanised fuel nozzle outside with key.
- Tropicalised Radiator for work at 50 °C*
- Prepared for maintenance intervals every 500 hours*.
- Push button for emergency stop.
- Reinforced central lifting pole.

8. Featured options available



If your generator set needs to operate as a power source connected to the electrical grid...

You will need a **remote-operated motorized transfer switch**. This way, both power sources will alternate their operation without you having to do anything.



If your generating set is going to be installed outdoors or subjected to high humidity conditions...

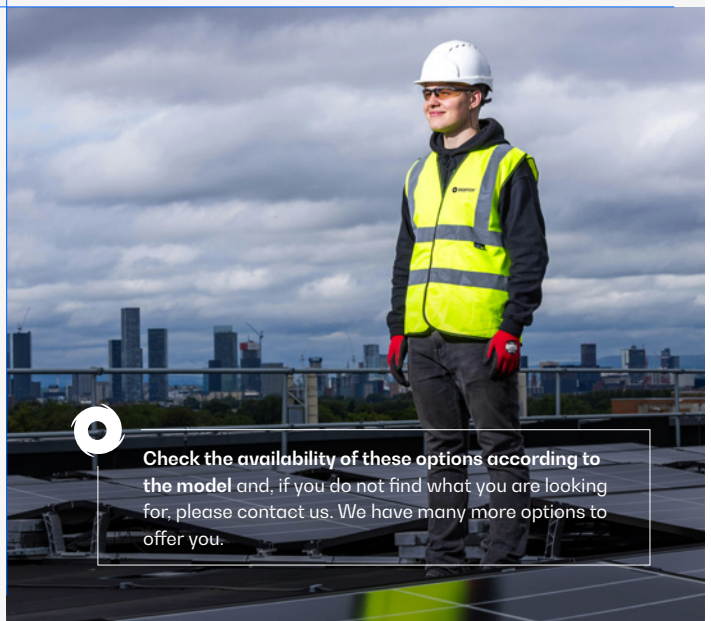
We recommend that you choose to manufacture it in stainless steel or add special treatments such as C5-M painting.



SEE OTHER SYNCHRONISATION
OPTIONS AVAILABLE

Do you need to scale up the power of your installation by synchronising several generating sets?

You can include island units and network sync with the Synchro Kit DSE 8610MKII (includes 4P motorisation + harthing connectors + 10 meters of connecting cable between sets + ground contactor + PMG).



Check the availability of these options according to the model and, if you do not find what you are looking for, please contact us. We have many more options to offer you.

* Confirm the scope of supply depending on the model. Maintenance intervals may vary. Refer to the engine manufacturer's recommendations.

9. Even more options



Engine heating system



STAMFORD extra price

ENGINE - ALTERNATOR OPTIONS

- Engine heating system.
- Parker Filter.
- Rotary oil drain pump.
- 6-way fuel valve kit.
- Super Silent kit (includes heavy mass alternator + high attenuation exhaust -50dB(A))
- Alternator anti-condensation heaters.
- Superior generator impregnation systems.
- AVR MX321 + PMG \pm 0.5% STAMFORD.
- Alternator extra price (for units with MECC ALTE alternator).



Complete stainless steel canopy (304)

MECHANICAL OPTIONS

- Sensor on retention bath (requires retention bath).
- SilentBlocks for levelling.
- Damping - anti-vibration springs.
- Complete stainless steel canopy (304).
- Galvanized bench.
- Non-standard RAL colour.

400/230V - 50Hz (1500 rpm)

BAUDOUIIN 6M31G900/5 | STAMFORD S6L1D-D



DSE 2157



DSE 334 network surveillance

COMMUNICATION OPTIONS

- DSE 2157 8 potential free output.
- DSE 2130 8 inputs.
- DSE 2548 8 LED diodes.
- DSE 855.
- DSE 890 webnet.
- DSE 7420 module.
- DSE 334 network surveillance.

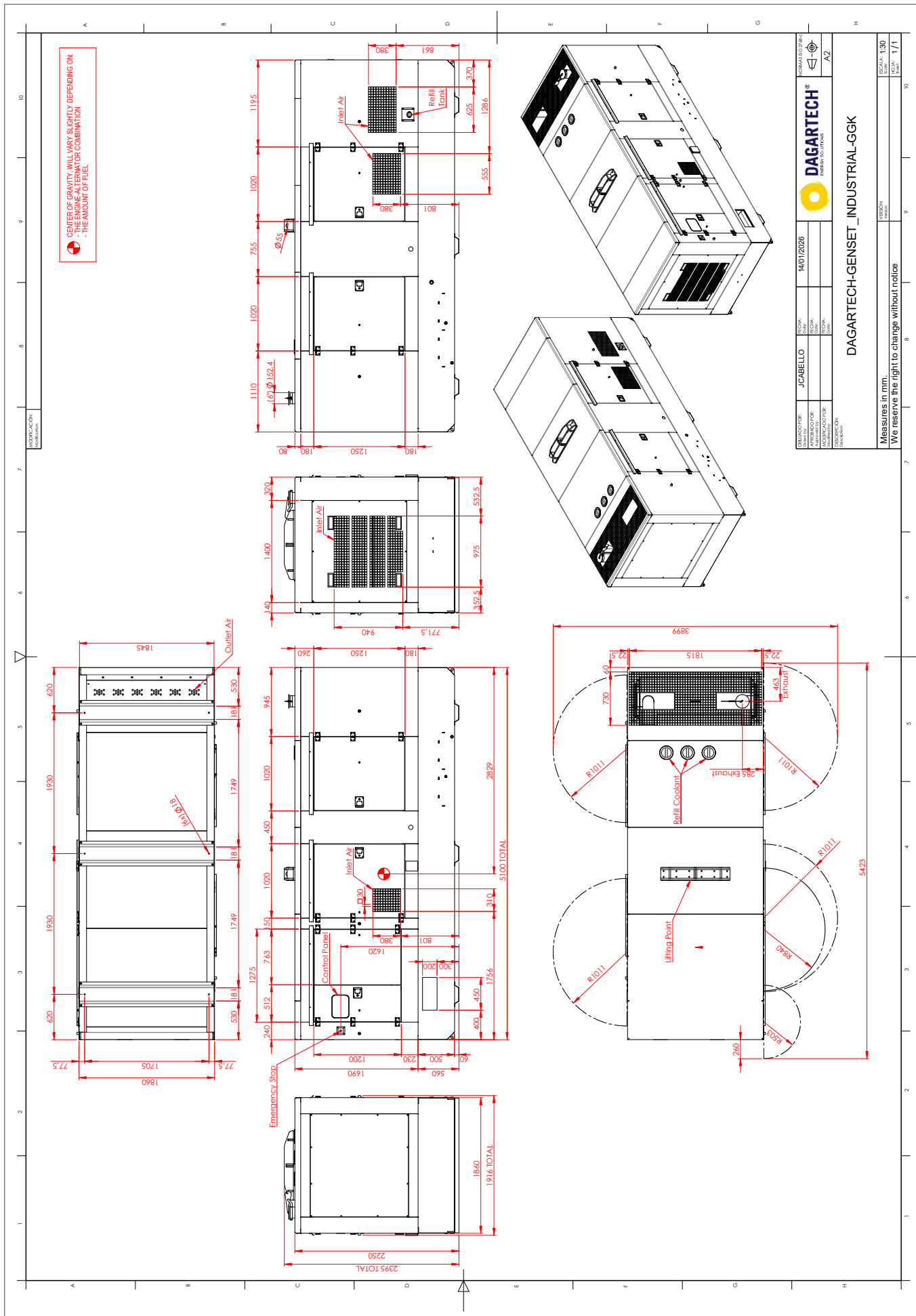


Socomec motorised switchboard

POWER OPTIONS

- Differential protection.
- As an option, you can include a switch cabinet attached to the generating set.
- Socomec motorised switches.

V.0-2026. Last update: 30/04/2026 Technical drawing for orientation purposes. The dimensions may vary depending on the equipment. Dagartech reserves the right to modify the data in this technical sheet without prior notice.



BRAND/TYPE:	JCABELLO	ECN:	14012026	NORMA/DWG:	AZ
APPROVED FOR:		ECN:			
APPROVED BY:		ECN:			
DATE:		ECN:			
DAGARTECH® INDUSTRIAL EQUIPMENT					
DAGARTECH-GENSET INDUSTRIAL-GGK					
Measures in mm. We reserve the right to change without notice.					
SCALE:	1:30	VERSION:			
DATE:	1/1				



DAGARTECH[®]

CUSTOM ENERGY SOLUTIONS

info@dagartech.com

T +34 976 141 655



**BESPOKE
ENERGY
SOLUTIONS**

dagartech.com